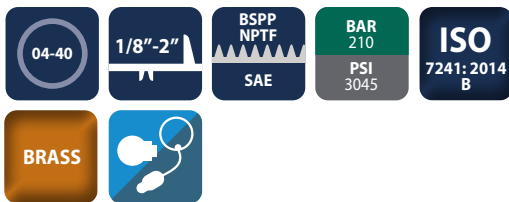


IBB Series



INTRODUCTION

Holmbury's IBB Series brass ISO B couplings incorporate all the benefits of the carbon steel IB Series couplings whilst providing good corrosion resistance for specific applications.



CONSTRUCTION

- Brass body
- AISI 304 spring and AISI 304 locking ball
- Fitted with FKM seals
- Also available in carbon steel (See IB Series)
- Also available in AISI 316 stainless steel (See IBS Series)

FEATURES

- Poppet valves have balanced springs
- Locking ball system allows quick connection
- Bidirectional flow

ACCESSORIES

- Dust caps, plugs and seal kits are available for the IBB Series

SPECIFICATIONS

- Operating temperatures (With FKM seals): -20°C (-4°F) to 200°C (392°F)

APPLICATIONS

- Cooling systems
- Marine
- Offshore/onshore
- Chemical
- Pharmaceutical

IBB PERFORMANCE CHARACTERISTICS

Body Size	IBB04	IBB06	IBB10	IBB12	IBB19	IBB25
Pressure in PSI - Flow in GPM						
Maximum working pressure (Coupled)	210	210	180	180	140	140
	3046	3046	2611	2611	2031	2031
Burst pressure (Coupled)	2300	1750	1500	1320	1200	1150
	33350	25375	21750	19140	17400	16675
Burst pressure (Male)	1900	1700	1500	1350	1300	1060
	27550	24650	21750	19575	18850	15370
Burst pressure (Female)	1950	1800	1550	1400	1350	1100
	28275	26100	22475	20300	19575	15950
Rated flow	3	12	23	45	106	189
	0.8	3.2	6	12	28	50

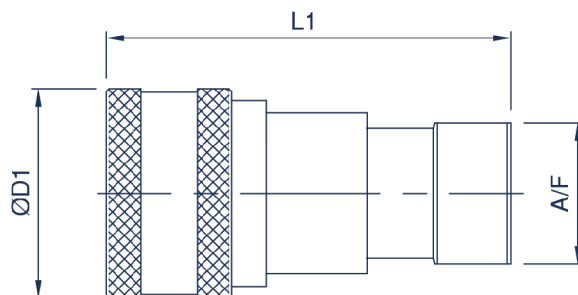
CAPS/PLUGS ACCESSORIES

FEMALE PLUGS	MALE CAPS
IB06-F-PLUG	IB06-M-CAP
IB10-F-PLUG	IB10-M-CAP
IB12-F-PLUG	IB12-M-CAP
IB19-F-PLUG	IB19-M-CAP
IB25-F-PLUG	IB25-M-CAP

Standard colour is red pvc, other colours available upon request



ISO B couplings made to the ISO 7241:2014 Series B Standard

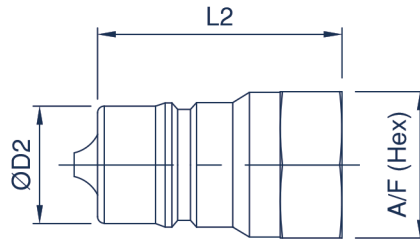


IBB FEMALE COUPLING

Body Size	Part Number	Thread Size	D1		L1		A/F	
			mm	inch	mm	inch	mm	inch
04 (1/8)	IBB04-F-02G	1/8 BSPP	24.0	0.94	48.0	1.89	17.0	0.67
	IBB04-F-02N	1/8 NPTF	24.0	0.94	48.0	1.89	17.0	0.67
	IBB04-F-04S	7/16-20 UNF	24.0	0.94	48.0	1.89	17.0	0.67
06 (1/4)	IBB06-F-04G	1/4 BSPP	28.5	1.12	58.0	2.28	19.0	0.75
	IBB06-F-04N	1/4 NPTF	28.5	1.12	58.0	2.28	19.0	0.75
	IBB06-F-06S	9/16-18 UNF	28.5	1.12	58.0	2.28	19.0	0.75
10 (3/8)	IBB10-F-06G	3/8 BSPP	35.0	1.38	65.0	2.56	24.0	0.95
	IBB10-F-06N	3/8 NPTF	35.0	1.38	65.0	2.56	24.0	0.95
	IBB10-F-06S	9/16-18 UNF	35.0	1.38	65.0	2.56	24.0	0.95
	IBB10-F-08S	3/4-16 UN	35.0	1.38	69.0	2.72	24.0	0.95
12 (1/2)	IBB12-F-08G	1/2 BSPP	44.5	1.75	74.0	2.91	28.5	1.12
	IBB12-F-08N	1/2 NPTF	44.5	1.75	74.0	2.91	28.5	1.12
	IBB12-F-08S	3/4-16 UNF	44.5	1.75	74.0	2.91	28.5	1.12
	IBB12-F-10S	7/8-14 UNF	44.5	1.75	74.0	2.91	28.5	1.12
19 (3/4)	IBB19-F-12G	3/4 BSPP	54.0	2.13	92.0	3.62	36.0	1.42
	IBB19-F-12N	3/4 NPTF	54.0	2.13	92.0	3.62	36.0	1.42
	IBB19-F-12S	1 1/16-12 UN	54.0	2.13	92.0	3.62	36.0	1.42
25 (1)	IBB25-F-16G	1 BSPP	64.0	2.52	103.0	4.06	41.0	1.61
	IBB25-F-16N	1 NPTF	64.0	2.52	103.0	4.06	41.0	1.61
	IBB25-F-16S	1 5/16-12 UN	64.0	2.52	103.0	4.06	41.0	1.61
40 (1 1/2)	IBB40-F-20G	1 1/4 BSPP	73.5	2.89	124.0	4.88	65.0	2.56
	IBB40-F-20N	1 1/4 NPTF	73.5	2.89	124.0	4.88	65.0	2.56
	IBB40-F-24G	1 1/2 BSPP	73.5	2.89	124.0	4.88	65.0	2.56
	IBB40-F-24N	1 1/2 NPT	73.5	2.89	124.0	4.88	65.0	2.56
50 (2)	IBB50-F-32G	2 BSPP	101.0	3.98	141.5	5.57	90.0	3.54
	IBB50-F-32N	2 NPTF	101.0	3.98	141.5	5.57	90.0	3.54

SEAL KITS

- IBB04-F-SEAL KIT
- IBB06-F-SEAL KIT
- IBB10-F-SEAL KIT
- IBB12-F-SEAL KIT
- IBB19-F-SEAL KIT
- IBB25-F-SEAL KIT



IBB MALE COUPLING

Body Size	Part Number	Thread Size	D2		L2		A/F	
			mm	inch	mm	inch	mm	inch
04 (1/8)	IBB04-M-02G	1/8 BSPP	10.9	0.43	29.0	1.14	14.0	0.55
	IBB04-M-02N	1/8 NPTF	10.9	0.43	29.0	1.14	14.0	0.55
	IBB04-M-04S	7/16-20 UNF	10.9	0.43	29.0	1.14	14.0	0.55
06 (1/4)	IBB06-M-04G	1/4 BSPP	14.2	0.56	36.0	1.42	19.0	0.75
	IBB06-M-04N	1/4 NPTF	14.2	0.56	36.0	1.42	19.0	0.75
	IBB06-M-06S	9/16-18 UNF	14.2	0.56	36.0	1.42	19.0	0.75
10 (3/8)	IBB10-M-06G	3/8 BSPP	19.1	0.75	40.0	1.57	24.0	0.95
	IBB10-M-06N	3/8 NPTF	19.1	0.75	40.0	1.57	24.0	0.95
	IBB10-M-06S	9/16-18 UNF	19.1	0.75	40.0	1.57	24.0	0.95
	IBB10-M-08S	3/4-16 UN	19.1	0.75	44.0	1.73	24.0	0.95
12 (1/2)	IBB12-M-08G	1/2 BSPP	23.5	0.93	46.5	1.83	28.5	1.12
	IBB12-M-08N	1/2 NPTF	23.5	0.93	46.5	1.83	28.5	1.12
	IBB12-M-08S	3/4-16 UNF	23.5	0.93	46.5	1.83	28.5	1.12
	IBB12-M-10S	7/8-14 UNF	23.5	0.93	46.5	1.83	28.5	1.12
19 (3/4)	IBB19-M-12G	3/4 BSPP	31.4	1.24	56.0	2.20	36.0	1.42
	IBB19-M-12N	3/4 NPTF	31.4	1.24	56.0	2.20	36.0	1.42
	IBB19-M-12S	1 1/16-12 UN	31.4	1.24	56.0	2.20	36.0	1.42
25 (1)	IBB25-M-16G	1 BSPP	37.8	1.49	63.0	2.48	41.0	1.61
	IBB25-M-16N	1 NPTF	37.8	1.49	63.0	2.48	41.0	1.61
	IBB25-M-16S	1 5/16-12 UN	37.8	1.49	63.0	2.48	41.0	1.61
40 (1 1/2)	IBB40-M-20G	1 1/4 BSPP	44.5	1.75	122.0	4.80	65.0	2.56
	IBB40-M-20N	1 1/4 NPTF	44.5	1.75	122.0	4.80	65.0	2.56
	IBB40-M-24G	1 1/2 BSPP	44.5	1.75	122.0	4.80	65.0	2.56
	IBB40-M-24N	1 1/2 NPTF	44.5	1.75	122.0	4.80	65.0	2.56
50 (2)	IBB50-M-32G	2 BSPP	63.2	2.49	139.2	5.48	90.0	3.54
	IBB50-M-32N	2 NPTF	63.2	2.49	139.2	5.48	90.0	3.54

For all other configurations or thread types please contact the sales office.