



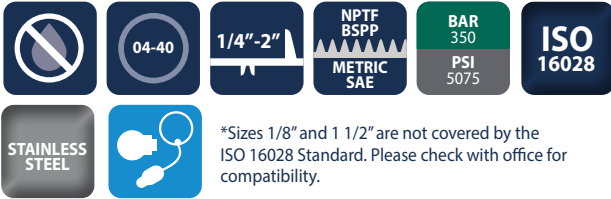
Stainless steel flat face couplings made to the ISO 16028 Standard

HSS Series



INTRODUCTION

Holmbury's HSS Series stainless steel flat face couplings incorporate all the benefits of the carbon steel HQ Series couplings, whilst being perfectly suited for corrosive fluids and environments.



*Sizes 1/8" and 1 1/2" are not covered by the ISO 16028 Standard. Please check with office for compatibility.



CONSTRUCTION

- AISI 316 stainless steel
- Fitted with Viton seals (Other seals available on request)
- Also available in carbon steel (See HQ Series)

FEATURES

- Safety locking sleeve fitted as standard to prevent accidental disconnection
- Flat faces are easily wiped clean
- Allows for minimal inclusion of air and contaminants during connection
- Flat face design prevents fluid loss during disconnection
- Bidirectional flow

ACCESSORIES

- Dust caps are available for the HSS Series

SPECIFICATIONS

- Operating temperatures (With Viton seals): -20°C (-4°F) to 200°C (392°F)

APPLICATIONS

- Corrosive fluids and environments
- Marine
- Offshore/onshore
- Chemical
- Pharmaceutical

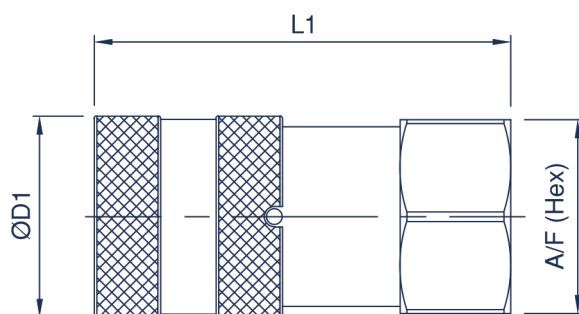
HSS PERFORMANCE CHARACTERISTICS

Body Size	HSS06	HSS10	HSS12	HSS16	HSS19	HSS25	HSS32	HSS40
Pressure in PSI - Flow in GPM								
Maximum working pressure (Coupled)	350	350	350	350	350	350	250	175
	5075	5075	5075	5075	5075	5075	3625	2538
Burst pressure (Coupled)	1300	1900	1600	1400	1400	1000	600	450
	18850	27550	23200	20300	20300	14500	8700	6525
Burst pressure (Male)	2600	1400	1100	1100	1100	1000	600	450
	37700	20300	15950	15950	15950	14500	8700	6525
Burst pressure (Female)	1600	1000	1000	1000	1000	1000	600	450
	23200	14500	14500	14500	14500	14500	8700	6525
Rated flow	12	23	45	74	100	189	250	379
	3.2	6.1	12	19.5	26.4	50	66	100

CAPS ACCESSORIES

FEMALE CAPS	MALE CAPS
HQ06-F-CAP	HQ06-M-CAP
HQ10-F-CAP	HQ10-M-CAP
HQ12-F-CAP	HQ12-M-CAP
HQ16-F-CAP	HQ16-M-CAP
HQ19-F-CAP	HQ19-M-CAP
HQ25-F-CAP	HQ25-M-CAP

Standard colour is red pvc, other colours available upon request



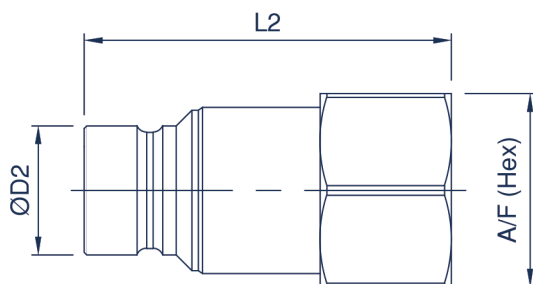
HSS FEMALE COUPLING

Body Size	Part Number	Thread Size	D1		L1		A/F	
			mm	inch	mm	inch	mm	inch
06 (1/4)	HSS06-F-04G	1/4 BSPP	28.0	1.10	54.0	2.13	27.0	1.06
	HSS06-F-04N	1/4NPTF	28.0	1.10	54.0	2.13	27.0	1.06
	HSS06-F-06S	7/16-20 UNF	28.0	1.10	54.0	2.13	27.0	1.06
10 (3/8)	HSS10-F-06G	3/8 BSPP	32.0	1.26	69.0	2.72	30.0	1.18
	HSS10-F-06N	3/8 NPTF	32.0	1.26	69.0	2.72	30.0	1.18
	HSS10-F-06S	7/16-20 UNF	32.0	1.26	69.0	2.72	30.0	1.18
	HSS10-F-08G	1/2 BSPP	32.0	1.26	74.0	2.91	30.0	1.18
	HSS10-F-08N	1/2 NPTF	32.0	1.26	74.0	2.91	30.0	1.18
	HSS10-F-08S	3/4-16 UNF	32.0	1.26	74.0	2.91	30.0	1.18
12 (1/2)	HSS12-F-08G	1/2 BSPP	38.0	1.50	83.8	3.30	36.0	1.42
	HSS12-F-08N	1/2 NPTF	38.0	1.50	83.8	3.30	36.0	1.42
	HSS12-F-08S	3/4-16 UNF	38.0	1.50	83.8	3.30	36.0	1.42
	HSS12-F-10S	7/8-14 UNF	38.0	1.50	83.8	3.30	36.0	1.42
	HSS12-F-12G	3/4 BSPP	38.0	1.50	83.8	3.30	36.0	1.42
	HSS12-F-12N	3/4 NPTF	38.0	1.50	83.8	3.30	36.0	1.42
16 (5/8)	HSS12-F-12S	1 1/16-12 UN	38.0	1.50	83.8	3.30	36.0	1.42
	HSS16-F-12G	3/4 BSPP	42.0	1.65	83.8	3.30	41.0	1.61
	HSS16-F-12N	3/4 NPTF	42.0	1.65	83.8	3.30	41.0	1.61
19 (3/4)	HSS16-F-12S	1 1/16-12 UN	42.0	1.65	83.8	3.30	41.0	1.61
	HSS19-F-12G	3/4 BSPP	48.0	1.89	99.0	3.90	46.0	1.81
	HSS19-F-12N	3/4 NPTF	48.0	1.89	99.0	3.90	46.0	1.81
	HSS19-F-12S	1 1/16-12 UN	48.0	1.89	99.0	3.90	46.0	1.81
	HSS19-F-16G	1 BSPP	48.0	1.89	99.0	3.90	46.0	1.81
	HSS19-F-16N	1 NPTF	48.0	1.89	99.0	3.90	46.0	1.81
25 (1)	HSS19-F-16S	1 5/16-12 UN	48.0	1.89	99.0	3.90	46.0	1.81
	HSS25-F-16G	1 BSPP	55.0	2.17	108.5	4.27	55.0	2.17
	HSS25-F-16N	1 NPTF	55.0	2.17	108.5	4.27	55.0	2.17
	HSS25-F-16S	1 5/16-12 UN	55.0	2.17	108.5	4.27	55.0	2.17
	HSS25-F-20G	1 1/4 BSPP	55.0	2.17	111.5	4.39	55.0	2.17
	HSS25-F-20N	1 1/4 NPTF	55.0	2.17	111.5	4.39	55.0	2.17
32 (1 1/4)	HSS25-F-20S	1 5/8-12 UN	55.0	2.17	111.5	4.39	55.0	2.17
	HSS32-F-24G	1 1/2 BSPP	80.0	3.15	132.2	5.20	70.0	2.76
	HSS32-F-24N	1 1/2 NPTF	80.0	3.15	132.2	5.20	70.0	2.76
40 (1 1/2)	HSS32-F-24S	1 7/8-12 UN	80.0	3.15	132.2	5.20	70.0	2.76
	HSS40-F-32G	2 BSPP	102.8	4.05	147.3	5.80	80.0	3.15
	HSS40-F-32N	2 NPTF	102.8	4.05	147.3	5.80	80.0	3.15
	HSS40-F-32S	2 1/2-12 UN	102.8	4.05	147.3	5.80	80.0	3.15

For all other configurations or thread types please contact the sales office.



Flat face couplings made to the ISO 16028 Standard



HSS MALE COUPLING

Body Size	Part Number	Thread Size	D2		L2		A/F	
			mm	inch	mm	inch	mm	inch
06 (1/4)	HSS06-M-04G	1/4 BSPP	16.1	0.64	53.5	2.11	27.0	1.06
	HSS06-M-04N	1/4NPTF	16.1	0.64	53.5	2.11	27.0	1.06
	HSS06-M-06S	7/16-20 UNF	16.1	0.64	53.5	2.11	27.0	1.06
10 (3/8)	HSS10-M-06G	3/8 BSPP	19.7	0.78	60.0	2.36	27.0	1.06
	HSS10-M-06N	3/8 NPTF	19.7	0.78	60.0	2.36	27.0	1.06
	HSS10-M-06S	7/16-20 UNF	19.7	0.78	60.0	2.36	27.0	1.06
	HSS10-M-08G	1/2 BSPP	19.7	0.78	63.0	2.48	27.0	1.06
	HSS10-M-08N	1/2 NPTF	19.7	0.78	63.0	2.48	27.0	1.06
	HSS10-M-08S	3/4-16 UNF	19.7	0.78	63.0	2.48	27.0	1.06
	HSS12-M-08G	1/2 BSPP	24.5	0.97	71.0	2.80	36.0	1.42
12 (1/2)	HSS12-M-08N	1/2 NPTF	24.5	0.97	71.0	2.80	36.0	1.42
	HSS12-M-08S	3/4-16 UNF	24.5	0.97	71.0	2.80	36.0	1.42
	HSS12-M-10S	7/8-14 UNF	24.5	0.97	71.0	2.80	36.0	1.42
	HSS12-M-12G	3/4 BSPP	24.5	0.97	71.0	2.80	36.0	1.42
	HSS12-M-12N	3/4 NPTF	24.5	0.97	71.0	2.80	36.0	1.42
	HSS12-M-12S	1 1/16-12 UN	24.5	0.97	71.0	2.80	36.0	1.42
16 (5/8)	HSS16-M-12G	3/4 BSPP	27.0	1.06	73.0	2.87	36.0	1.42
	HSS16-M-12N	3/4 NPTF	27.0	1.06	73.0	2.87	36.0	1.42
	HSS16-M-12S	1 1/16-12 UN	27.0	1.06	73.0	2.87	36.0	1.42
19 (3/4)	HSS19-M-12G	3/4 BSPP	29.9	1.18	84.0	3.31	46.0	1.81
	HSS19-M-12N	3/4 NPTF	29.9	1.18	84.0	3.31	46.0	1.81
	HSS19-M-12S	1 1/16-12 UN	29.9	1.18	84.0	3.31	46.0	1.81
	HSS19-M-16G	1 BSPP	29.9	1.18	84.0	3.31	46.0	1.81
	HSS19-M-16N	1 NPTF	29.9	1.18	84.0	3.31	46.0	1.81
	HSS19-M-16S	1 5/16-12 UN	29.9	1.18	84.0	3.31	46.0	1.81
25 (1)	HSS25-M-16G	1 BSPP	36.0	1.42	97.0	3.82	55.0	2.17
	HSS25-M-16N	1 NPTF	36.0	1.42	97.0	3.82	55.0	2.17
	HSS25-M-16S	1 5/16-12 UN	36.0	1.42	97.0	3.82	55.0	2.17
	HSS25-M-20G	1 1/4 BSPP	36.0	1.42	90.4	3.56	55.0	2.17
	HSS25-M-20N	1 1/4 NPTF	36.0	1.42	90.4	3.56	55.0	2.17
	HSS25-M-20S	1 5/8-12 UN	36.0	1.42	90.4	3.56	55.0	2.17
32 (1 1/4)	HSS32-M-24G	1 1/2 BSPP	57.0	2.24	119.7	4.71	70.0	2.76
	HSS32-M-24N	1 1/2 NPTF	57.0	2.24	119.7	4.71	70.0	2.76
	HSS32-M-24S	1 7/8-12 UN	57.0	2.24	119.7	4.71	70.0	2.76
40 (1 1/2)	HSS40-M-32G	2 BSPP	72.9	2.87	173.2	6.82	80.0	3.15
	HSS40-M-32S	2 1/2-12 UN	72.9	2.87	173.2	6.82	80.0	3.15
	HSS40-M-32N	2 NPTF	72.9	2.87	173.2	6.82	80.0	3.15

For all other configurations or thread types please contact the sales office.