




ISO A couplings made to the ISO 7241:2014 Series A Standard

IA, IAZ Series



INTRODUCTION

Holmbury's IA Series ISO A couplings are the ideal choice where a tough, durable product of superior quality is required. They are perfectly suited to agricultural and industrial applications.



CONSTRUCTION

- Carbon steel with trivalent plating (Zinc nickel plating available)
- Fitted with Nitrile seals (Viton seals available)
- Also available in AISI 316 stainless steel (See IAS Series)
- Also available in Ford style

FEATURES

- Optional zinc nickel plating provides corrosion resistance (1200 hours with no red rust in salt spray tests)
- Poppet valves have balanced springs
- Locking ball system allows quick connection
- Bidirectional flow

ACCESSORIES

- Dust caps, plugs, parking stations and seal kits are available for the IA Series

SPECIFICATIONS

- Operating temperatures (with Nitrile seals): -40°C (-40°F) to 106°C (223°F), (with Viton seals): -20°C (-4°F) to 200°C (392°F)

APPLICATIONS

- Agricultural
- Mobile
- Construction
- General hydraulics

IA, IAZ, PERFORMANCE CHARACTERISTICS

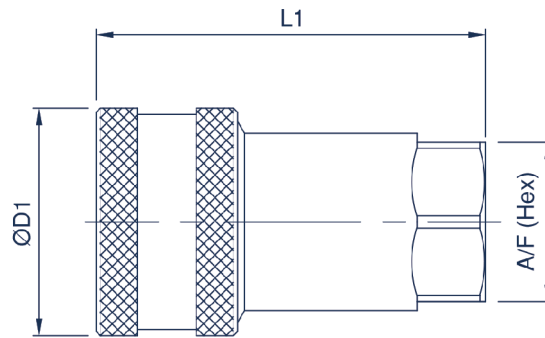
Body Size	IA06	IA10	IA12	IA19	IA25	IA32	IA40	IA50
	Pressure in bar - Flow in LPM							
	Pressure in PSI - Flow in GPM							
Maximum working pressure (Coupled)	400 5800	350 5075	320 4640	300 4350	250 3625	250 3625	230 3335	170 2465
Burst pressure (Coupled)	2200 31900	1800 26100	1500 21750	1300 18850	1200 17400	1200 17400	1000 14500	800 11600
Burst pressure (Male)	1900 27550	1700 24650	1500 21750	1300 18850	1100 15950	1200 17400	1000 14500	800 11600
Burst pressure (Female)	1800 26100	1600 23200	1400 20300	1200 17400	1000 14500	1150 16675	900 13050	750 10875
Rated flow	3 0.8	23 6.1	45 12	106 28	189 50	288 76	379 100	757 200

CAPS/PLUGS ACCESSORIES

FEMALE PLUGS	MALE CAPS
IA06-F-PLUG	IA06-M-CAP
IA10-F-PLUG	IA10-M-CAP
IA12-F-PLUG	IA12-M-CAP
IA19-F-PLUG	IA19-M-CAP
IA25-F-PLUG	IA25-M-CAP

Standard colour is red pvc, other colours available upon request

IA, IAZ Series



IA, IAZ FEMALE COUPLING

Body Size	Part Number	Thread Size	D1		L1		A/F	
			mm	inch	mm	inch	mm	inch
06 (1/4)	IA06-F-04G	1/4 BSPP	26.0	1.02	50.0	1.79	19.0	0.75
	IA06-F-04N	1/4 NPTF	26.0	1.02	50.0	1.79	19.0	0.75
	IA06-F-04S	7/16-20 UNF	26.0	1.02	50.0	1.79	19.0	0.75
10 (3/8)	IA10-F-06G	3/8 BSPP	31.5	1.24	56.0	2.21	22.0	0.87
	IA10-F-06N	3/8 NPTF	31.5	1.24	56.0	2.21	22.0	0.87
	IA10-F-06S	9/16-18 UNF	31.5	1.24	56.0	2.21	22.0	0.87
12 (1/2)	IA12-F-08G	1/2 BSPP	38.6	1.52	66.3	2.61	27.0	1.06
	IA12-F-08N	1/2 NPTF	38.6	1.52	66.3	2.61	27.0	1.06
	IA12-F-08S	3/4-16 UNF	38.6	1.52	66.3	2.61	27.0	1.06
	IA12-F-10S	7/8-14 UNF	38.6	1.52	66.3	2.61	27.0	1.06
	IA12-F-12N	3/4 NPTF	38.6	1.52	66.3	2.61	32.0	1.26
19 (3/4)	IA19-F-12G	3/4 BSPP	48.0	1.89	80.2	3.16	34.0	1.34
	IA19-F-12N	3/4 NPTF	48.0	1.89	80.2	3.16	34.0	1.34
	IA19-F-12S	1 1/16-12 UN	48.0	1.89	80.2	3.16	34.0	1.34
25 (1)	IA25-F-16G	1 BSPP	56.0	2.20	94.2	3.71	41.0	1.61
	IA25-F-16N	1 NPTF	56.0	2.20	94.2	3.71	41.0	1.61
	IA25-F-16S	1 5/16-12 UN	56.0	2.20	94.2	3.71	41.0	1.61
32 (1 1/4)	IA32-F-20G	1 1/4 BSPP	69.4	2.73	117.1	4.61	50.0	1.97
	IA32-F-20N	1 1/4 NPTF	69.4	2.73	117.1	4.61	50.0	1.97
40 (1 1/2)	IA40-F-24G	1 1/2 BSPP	84.0	3.31	133.0	5.24	60.0	2.36
	IA40-F-24N	1 1/2 NPTF	84.0	3.31	133.0	5.24	60.0	2.36
50 (2)	IA50-F-32G	2 BSPP	99.0	3.90	165.0	6.50	75.0	2.95
	IA50-F-32N	2 NPTF	99.0	3.90	165.0	6.50	75.0	2.95

SEAL KITS

- IA06-F-SEAL KIT
- IA10-F-SEAL KIT
- IA12-F-SEAL KIT
- IA19-F-SEAL KIT
- IA25-F-SEAL KIT
- IA32-F-SEAL KIT
- IA40-F-SEAL KIT
- IA50-F-SEAL KIT

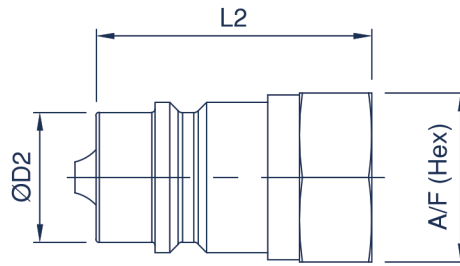
PARKING STATIONS

- IA12-F-PARKING STATION

For all other configurations or thread types please contact the sales office.



ISO A couplings made to the ISO 7241:2014 Series A Standard



IA, IAZ MALE COUPLING

Body Size	Part Number	Thread Size	D2		L2		A/F	
			mm	inch	mm	inch	mm	inch
06 (1/4)	IA06-M-04G	1/4 BSPP	11.8	0.46	35.5	1.40	19.0	0.75
	IA06-M-04N	1/4 NPTF	11.8	0.46	35.5	1.40	19.0	0.75
	IA06-M-04S	7/16-20 UNF	11.8	0.46	35.5	1.40	19.0	0.75
10 (3/8)	IA10-M-06G	3/8 BSPP	17.3	0.68	36.5	1.44	22.0	0.87
	IA10-M-06N	3/8 NPTF	17.3	0.68	36.5	1.44	22.0	0.87
	IA10-M-06S	9/16-18 UNF	17.3	0.68	36.5	1.44	22.0	0.87
12 (1/2)	IA12-M-08G	1/2 BSPP	20.5	0.81	43.5	1.71	27.0	1.06
	IA12-M-08N	1/2 NPTF	20.5	0.81	43.5	1.71	27.0	1.06
	IA12-M-08S	3/4-16 UNF	20.5	0.81	43.5	1.71	27.0	1.06
	IA12-M-10S	7/8-14 UNF	20.5	0.81	43.5	1.71	27.0	1.06
	IA12-M-12N	3/4 NPTF	20.5	0.81	43.5	1.71	27.0	1.06
19 (3/4)	IA19-M-12G	3/4 BSPP	29.1	1.14	57.0	2.24	35.0	1.38
	IA19-M-12N	3/4 NPTF	29.1	1.14	57.0	2.24	35.0	1.38
	IA19-M-12S	1 1/16-12 UN	29.1	1.14	57.0	2.24	35.0	1.38
25 (1)	IA25-M-16G	1 BSPP	34.3	1.35	59.5	2.34	41.0	1.61
	IA25-M-16N	1 NPTF	34.3	1.35	59.5	2.34	41.0	1.61
	IA25-M-16S	1 5/16-12 UN	34.3	1.35	59.5	2.34	41.0	1.61
32 (1 1/4)	IA32-M-20G	1 1/4 BSPP	45.0	1.77	75.0	2.95	50.0	1.97
	IA32-M-20N	1 1/4 NPTF	45.0	1.77	75.0	2.95	50.0	1.97
40 (1 1/2)	IA40-M-24G	1 1/2 BSPP	55.0	2.16	83.5	3.29	60.0	2.36
	IA40-M-24N	1 1/2 NPTF	55.0	2.16	83.5	3.29	60.0	2.36
50 (2)	IA50-M-32G	2 BSPP	65.1	2.56	105.0	4.13	75.0	2.95
	IA50-M-32N	2 NPTF	65.1	2.56	105.0	4.13	75.0	2.95

For all other configurations or thread types please contact the sales office.