



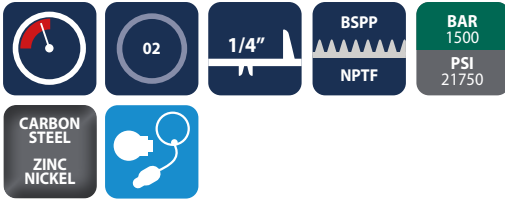
High pressure poppet valve couplings

KM 115, 116 Series



INTRODUCTION

Holmbury's KM 115 Series high pressure poppet valve couplings are primarily used in bolt tensioners and other high pressure applications. The KM 116 can withstand a higher maximum working pressure than the KM 115.



CONSTRUCTION

- KM 115 - Carbon steel with zinc nickel plating (1200 hours with no red rust in salt spray tests)
- KM 116 - Carbon steel with black zinc nickel plating (1200 hours with no red rust in salt spray tests)
- Available in size 02 body with 1/4" NPTF or BSPP threads
- Fitted with NBR seals

FEATURES

- 1000 bar maximum working pressure (KM 115)
1500 bar maximum working pressure (KM 116)
- Poppet valve design
- Locking ball system allows quick connection
- Bidirectional flow



ACCESSORIES

- Dust caps and plugs are available for the KM Series

SPECIFICATIONS

- Operating temperatures (With NBR seals): -40°C (-40°F) to 106°C (223°F)

APPLICATIONS

- Bolt tensioners
- Hydraulic jacks
- Other high pressure applications

KM 115, 116 PERFORMANCE CHARACTERISTICS

Series Variant	KM115		KM116	
	Pressure in bar	Flow in LPM	Pressure in PSI	Flow in GPM
Maximum working pressure (Coupled)	1000	1500	14500	21750
Burst pressure (Coupled)	2500	3000	36250	43500
Burst pressure (Male)	2500	3000	36250	43500
Burst pressure (Female)	2400	2900	34800	42050
Rated flow	6	5.3	1.6	1.4

CAPS/PLUGS ACCESSORIES

FEMALE PLUGS	MALE CAPS
KM02-F-PLUG	KM02-M-CAP

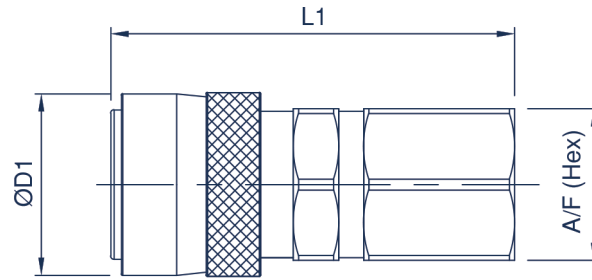
Standard colour is red pvc, other colours available upon request



WARNING

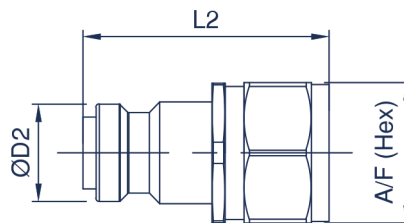
Hydraulic couplings operating at high pressures pose a significant risk to personal safety. Please refer to our Safety Guidelines for more information.

KM 115, 116 Series



KM 115, 116 FEMALE COUPLING

Body Size	Part Number	Thread Size	D1		L1		A/F	
			mm	inch	mm	inch	mm	inch
02 (1/4)	KM02-F-04G-115	1/4 BSPP	27.8	1.09	61.5	2.42	23.8	0.94
	KM02-F-04N-115	1/4 NPTF	27.8	1.09	61.5	2.42	23.8	0.94
	KM02-F-04G-116	1/4 BSPP	27.8	1.09	61.5	2.42	23.8	0.94
	KM02-F-04N-116	1/4 NPTF	27.8	1.09	61.5	2.42	23.8	0.94



KM 115, 116 MALE COUPLING

Body Size	Part Number	Thread Size	D2		L2		A/F	
			mm	inch	mm	inch	mm	inch
02 (1/4)	KM02-M-04G-115	1/4 BSPP	14.8	0.58	38.1	1.50	21.8	0.86
	KM02-M-04N-115	1/4 NPTF	14.8	0.58	38.1	1.50	21.8	0.86
	KM02-M-04G-116	1/4 BSPP	14.8	0.58	38.1	1.50	21.8	0.86
	KM02-M-04N-116	1/4 NPTF	14.8	0.58	38.1	1.50	21.8	0.86

For all other configurations or thread types please contact the sales office.