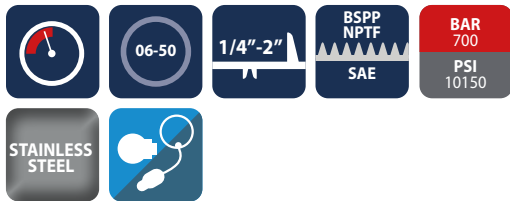


PTS Series



INTRODUCTION

Holmbury's PTS Series stainless steel screw to connect couplings are designed for heavy duty applications involving very high pressures and severe pressure pulses. They incorporate all the benefits of the carbon steel PTC Series, whilst being perfectly suited for corrosive fluids and environments.



CONSTRUCTION

- AISI 316 stainless steel
- Fitted with Viton seals (Other seals available on request)
- Also available in carbon steel (See PTC Series)

FEATURES

- Can be connected with 50 bar (735 psi) residual pressure in the hydraulic circuit
- Bidirectional flow

ACCESSORIES

- Dust caps, plugs and seal kits are available for the PTS Series

SPECIFICATIONS

- Operating temperatures (With Viton seals): -20°C (-4°F) to 200°C (392°F)

APPLICATIONS

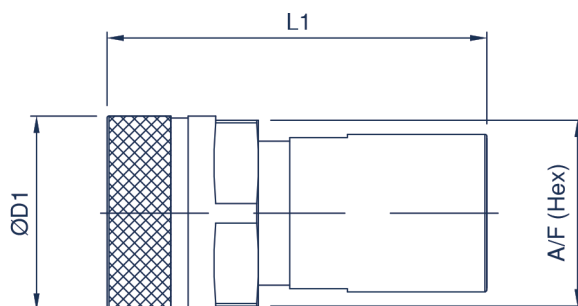
- Hydraulic jacks
- Marine
- Offshore/onshore

PTS PERFORMANCE CHARACTERISTICS

Body Size	PTS06	PTS10	PTS12	PTS19	PTS25	PTS32	PTS40	PTS50
	Pressure in bar - Flow in LPM							
	Pressure in PSI - Flow in GPM							
Maximum working pressure (Coupled)	700	650	600	500	460	380	365	300
Burst pressure (Coupled)	10150	9425	8700	7250	6670	5510	5292	4350
Burst pressure (Male)	3700	2600	2500	2400	1500	1000	1000	900
Burst pressure (Female)	53650	37700	36250	34800	21750	14500	14500	13050
Burst pressure (Male)	3700	2300	2100	2100	1600	1000	900	900
Burst pressure (Female)	53650	33350	30450	30450	23200	14500	13050	13050
Burst pressure (Female)	3800	2000	2700	1700	1900	1000	950	900
Burst pressure (Female)	55100	29000	39150	24650	27550	14500	13775	13050
Rated flow	3	23	45	106	189	288	379	757
Rated flow	0.8	6.1	12	28	50	76	100	200



High pressure heavy duty screw to connect couplings



PTS FEMALE COUPLING

Body Size	Part Number	Thread Size	D1		L1		A/F	
			mm	inch	mm	inch	mm	inch
06 (1/4)	PTS06-F-04G	1/4 BSPP	30.0	1.18	61.5	2.42	27.0	1.06
	PTS06-F-04N	1/4 NPTF	30.0	1.18	61.5	2.42	27.0	1.06
	PTS06-F-06S	9/16-18 UNF	30.0	1.18	61.5	2.42	27.0	1.06
10 (3/8)	PTS10-F-06G	3/8 BSPP	39.0	1.54	69.0	2.72	36.0	1.42
	PTS10-F-06N	3/8 NPTF	39.0	1.54	69.0	2.72	36.0	1.42
	PTS10-F-06S	9/16-18 UNF	39.0	1.54	69.0	2.72	36.0	1.42
12 (1/2)	PTS12-F-08G	1/2 BSPP	44.0	1.73	79.0	3.11	41.0	1.61
	PTS12-F-08N	1/2 NPTF	44.0	1.73	79.0	3.11	41.0	1.61
	PTS12-F-08S	3/4-16 UNF	44.0	1.73	79.0	3.11	41.0	1.61
19 (3/4)	PTS19-F-12G	3/4 BSPP	54.0	2.13	97.5	3.84	50.0	1.97
	PTS19-F-12N	3/4 NPTF	54.0	2.13	97.5	3.84	50.0	1.97
	PTS19-F-12S	1 1/16-12 UN	54.0	2.13	97.5	3.84	50.0	1.97
25 (1)	PTS25-F-16G	1 BSPP	59.0	2.32	112.5	4.43	54.5	2.15
	PTS25-F-16N	1 NPTF	59.0	2.32	112.5	4.43	54.5	2.15
	PTS25-F-16S	1 5/16-12 UN	59.0	2.32	112.5	4.43	54.5	2.15
32 (1 1/4)	PTS32-F-20G	1 1/4 BSPP	80.0	3.15	139.5	5.49	74.5	2.93
	PTS32-F-20N	1 1/4 NPTF	80.0	3.15	139.5	5.49	74.5	2.93
	PTS32-F-20S	1 5/8-12 UN	80.0	3.15	139.5	5.49	74.5	2.93
40 (1 1/2)	PTS40-F-24G	1 1/2 BSPP	98.0	3.86	172.0	6.77	90.0	3.54
	PTS40-F-24N	1 1/2 NPTF	98.0	3.86	172.0	6.77	90.0	3.54
	PTS40-F-24S	1 7/8-12 UN	98.0	3.86	172.0	6.77	90.0	3.54
50 (2)	PTS50-F-32G	2 BSPP	127.5	5.02	160.0	6.30	123.0	4.84
	PTS50-F-32N	2 NPTF	127.5	5.02	160.0	6.30	123.0	4.84
	PTS50-F-32S	2 1/2-12 UN	127.5	5.02	160.0	6.30	123.0	4.84

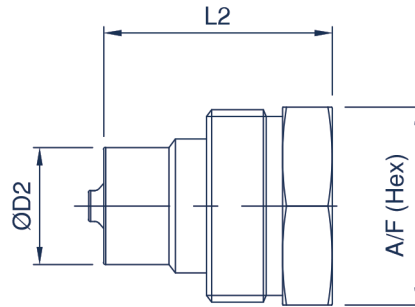
CAPS/PLUGS ACCESSORIES

FEMALE PLUGS	MALE CAPS
PTS06-F-PLUG	PLC06-M-CAP
PTS10-F-PLUG	PLC10-M-CAP
PTS12-F-PLUG	PLC12-M-CAP
PTS19-F-PLUG	PLC19-M-CAP
PTS25-F-PLUG	PLC25-M-CAP

Standard material is aluminium

SEAL KITS

- PTS06-F-SEAL KIT
- PTS10-F-SEAL KIT
- PTS12-F-SEAL KIT
- PTS19-F-SEAL KIT
- PTS25-F-SEAL KIT
- PTS32-F-SEAL KIT
- PTS40-F-SEAL KIT
- PTS50-F-SEAL KIT



PTS MALE COUPLING

Body Size	Part Number	Thread Size	D2		L2		A/F	
			mm	inch	mm	inch	mm	inch
06 (1/4)	PTS06-M-04G	1/4 BSPP	14.2	0.56	43.0	1.69	25.0	0.98
	PTS06-M-04N	1/4 NPTF	14.2	0.56	43.0	1.69	25.0	0.98
	PTS06-M-06S	9/16-18 UNF	14.2	0.56	43.0	1.69	25.0	0.98
10 (3/8)	PTS10-M-06G	3/8 BSPP	19.0	0.75	48.5	1.91	32.0	1.26
	PTS10-M-06N	3/8 NPTF	19.0	0.75	48.5	1.91	32.0	1.26
	PTS10-M-06S	9/16-18 UNF	19.0	0.75	48.5	1.91	32.0	1.26
12 (1/2)	PTS12-M-08G	1/2 BSPP	20.5	0.81	53.0	2.09	34.0	1.34
	PTS12-M-08N	1/2 NPTF	20.5	0.81	53.0	2.09	34.0	1.34
	PTS12-M-08S	3/4-16 UNF	20.5	0.81	53.0	2.09	34.0	1.34
19 (3/4)	PTS19-M-12G	3/4 BSPP	28.0	1.10	63.0	2.48	46.0	1.81
	PTS19-M-12N	3/4 NPTF	28.0	1.10	63.0	2.48	46.0	1.81
	PTS19-M-12S	1 1/16-12 UN	28.0	1.10	63.0	2.48	46.0	1.81
25 (1)	PTS25-M-16G	1 BSPP	31.3	1.23	72.5	2.85	50.0	1.97
	PTS25-M-16N	1 NPTF	31.3	1.23	72.5	2.85	50.0	1.97
	PTS25-M-16S	1 5/16-12 UN	31.3	1.23	72.5	2.85	50.0	1.97
32 (1 1/4)	PTS32-M-20G	1 1/4 BSPP	44.0	1.73	86.0	3.39	65.0	2.56
	PTS32-M-20N	1 1/4 NPTF	44.0	1.73	86.0	3.39	65.0	2.56
	PTS32-M-20S	1 5/8-12 UN	44.0	1.73	86.0	3.39	65.0	2.56
40 (1 1/2)	PTS40-M-24G	1 1/2 BSPP	53.5	2.11	95.0	3.74	80.0	3.15
	PTS40-M-24N	1 1/2 NPTF	53.5	2.11	95.0	3.74	80.0	3.15
	PTS40-M-24S	1 7/8-12 UN	53.5	2.11	95.0	3.74	80.0	3.15
50 (2)	PTS50-M-32G	2 BSPP	82.0	3.23	118.5	4.67	110.0	4.33
	PTS50-M-32N	2 NPTF	82.0	3.23	118.5	4.67	110.0	4.33
	PTS50-M-32S	2 1/2-12 UN	82.0	3.23	118.5	4.67	110.0	4.33

For all other configurations or thread types please contact the sales office.