



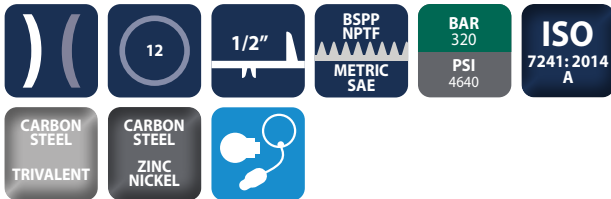
# ISO A push/pull female couplings (Connects with 1/2" ISO A male probes)

## P Series



### INTRODUCTION

Holmbury's P Series ISO A female couplings are designed primarily for the agricultural industry and incorporate a push/pull design. The coupling is panel mounted using circlip grooves on the locking sleeve.



### CONSTRUCTION

- Carbon steel with trivalent plating, zinc nickel standard in UK
- Fitted with NBR seals
- Connect under pressure version also available (See IAPC Series)

### FEATURES

- Can be connected with standard ISO A 1/2" male couplings
- Release mechanism protects coupling and hose from damage in event of accidental separating force
- Locking ball system allows quick connection
- Bidirectional flow

### ACCESSORIES

- Dust plugs are available for the P Series

### SPECIFICATIONS

- Operating temperatures (with NBR seals): -40°C (-40°F) to 106°C (223°F)

### APPLICATIONS

- Agricultural
- Mobile
- Construction
- General hydraulics

### P PERFORMANCE CHARACTERISTICS

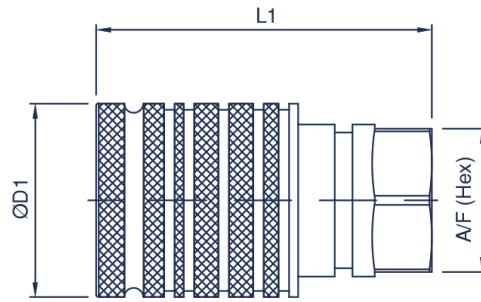
Body Size	P12	P12B
	Pressure in bar - Flow in LPM Pressure in PSI - Flow in GPM	
Maximum working pressure (Coupled)	320	275
	4640	3987
Burst pressure (Coupled)	1500	1250
	21750	18125
Burst pressure (Female)	1400	1200
	20300	17400
Rated flow	45	45
	12	12

### PLUGS ACCESSORIES

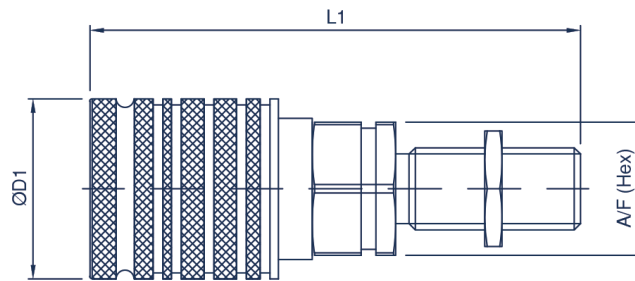
#### FEMALE PLUGS

IA12-F-PLUG

Standard colour is red pvc, other colours available upon request



BULKHEAD VERSION



## P FEMALE COUPLING

Body Size	Part Number	Thread Size	D1		L1		A/F	
			mm	inch	mm	inch	mm	inch
12 (1/2)	P12-F-06G	3/8 BSPP	38.1	1.50	66.0	2.60	27.0	1.06
	P12-F-06S	9/16-18 UNF	38.1	1.50	66.0	2.60	27.0	1.06
	P12-F-08G	1/2 BSPP	38.1	1.50	66.0	2.60	27.0	1.06
	P12-F-08N	1/2 NPTF	38.1	1.50	66.0	2.60	27.0	1.06
	P12-F-08N-B	1/2 NPTF	38.1	1.50	66.0	2.60	27.0	1.06
	P12-F-08S	3/4-16 UNF	38.1	1.50	66.0	2.60	27.0	1.06
	P12-F-M18X1.5M-10S	M18X1.5	38.1	1.50	73.5	2.89	27.0	1.06
	P12-F-M18X1.5M-12L	M18X1.5	38.1	1.50	73.5	2.89	27.0	1.06
	P12-F-M18X1.5M-BH-12L	M18X1.5	38.1	1.50	87.0	3.43	27.0	1.06
	P12-F-M18X1.5	M18X1.5	38.1	1.50	66.0	2.60	27.0	1.06
	P12-F-M20X1.5M-12S	M20X1.5	38.1	1.50	73.5	2.89	27.0	1.06
	P12-F-M20X1.5M-BH-12S	M20X1.5	38.1	1.50	87.0	3.43	27.0	1.06
	P12-F-M22X1.5	M22X1.5	38.1	1.50	66.0	2.60	27.0	1.06
	P12-F-M22X1.5M-BH-14S	M22X1.5	38.1	1.50	89.0	3.50	27.0	1.06
	P12-F-M22X1.5M-15L	M22X1.5	38.1	1.50	75.5	2.97	27.0	1.06
	P12-F-M22X1.5M-BH-15L	M22X1.5	38.1	1.50	89.0	3.50	27.0	1.06
	P12-F-M26X1.5M-BH-18L	M26X1.5	38.1	1.50	89.0	3.50	27.0	1.06
	P12-F-M30X2-20S	M30X2	38.1	1.50	77.5	3.05	27.0	1.06

For all other configurations or thread types please contact the sales office.  
For dust protection use IA12-F-PLUG