



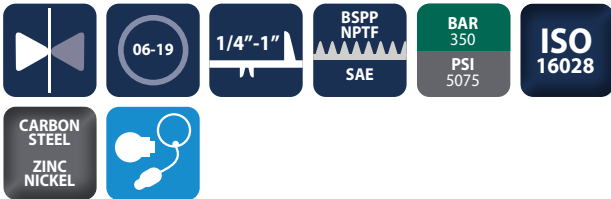
Connect under pressure flat face couplings made to the ISO 16028 Standard

HCP Series



INTRODUCTION

Holmbury's HCP Series couplings are designed to connect under pressure by hand with up to 350 bar (5075 psi) locked in the male half, making it an ideal choice for applications where the ability to connect under pressure is essential. The HCP Series also benefits from all the key features of the HQ Series flat face couplings.



CONSTRUCTION

- Carbon steel with zinc nickel plating (1200 hours with no red rust in salt spray tests)
- Fitted with NBR seals

FEATURES

- Designed to connect with the HQ Series
- Flat faces are easily wiped clean
- Allows for minimal inclusion of air and contaminants during connection
- Flat face design prevents fluid loss during disconnection
- Bidirectional flow
- Connect under pressure with up to 350 bar (5075 psi) locked in the male half
- Female or male of HQ Series must have zero pressure when connecting to HCP range when under pressure

ACCESSORIES

- Dust caps are available for the HCP Series

SPECIFICATIONS

- Operating temperatures (With NBR seals): -40°C (-40°F) to 106°C (223°F)

APPLICATIONS

- Hot environments where thermal expansion of trapped oil may take place
- High pressure pulse applications
- Leak free environments
- Construction plant
- Mobile equipment
- General industrial
- Agricultural
- Skid steer loaders

HCP PERFORMANCE CHARACTERISTICS

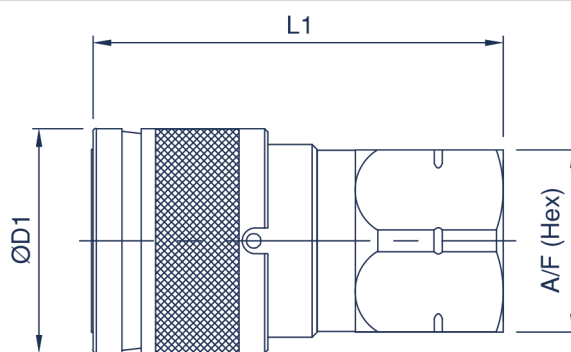
Body Size	HCP06M	HCP10M	HCP10F	HCP12M	HCP12F	HCP19M
	Pressure in bar - Flow in LPM					
	Pressure in PSI - Flow in GPM					
Maximum working pressure (Coupled)	350 5075	350 5075	300 4350	350 5075	290 4200	350 5075
Burst pressure (Coupled)	1330 18850	1700 24650	1220 17695	1500 17400	1160 6820	1600 23200
Burst pressure (Male *)	1300 18850	1500 21750	- -	1400 20300	- -	1600 23200
Burst pressure (Female **)	- -	- -	1040 15080	- -	1010 14650	- -
Rated flow	12 3.2	23 6.1	23 6.1	45 12	45 12	100 26.4

CAPS ACCESSORIES

FEMALE CAPS	MALE CAPS
NA	HQ06-M-CAP
HQ10-F-CAP	HQ10-M-CAP
HQ12-F-CAP	HQ12-M-CAP
NA	HQ19-M-CAP

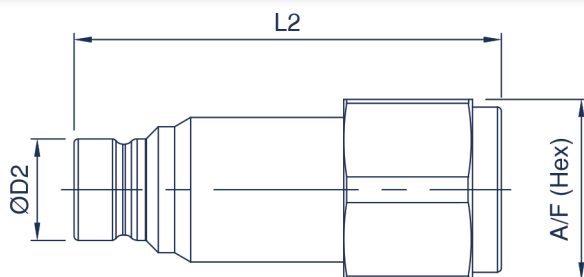
Standard colour is red pvc, other colours available upon request

**Coupled to standard female coupling *Coupled to standard male coupling



HCP FEMALE COUPLING

Body Size	Part Number	Thread Size	D1		L1		A/F	
			mm	inch	mm	inch	mm	inch
10 (3/8)	HCP10-F-06G	3/8 BSPP	30.0	1.18	56.2	2.21	23.8	0.94
	HCP10-F-06N	3/8 NPTF	30.0	1.18	57.1	2.25	23.8	0.94
	HCP10-F-06S	9/16-18 UNF	30.0	1.18	56.3	2.22	23.8	0.94
	HCP10-F-08G	1/2 BSPP	30.0	1.18	57.8	2.28	25.4	1.00
	HCP10-F-08N	1/2 NPTF	30.0	1.18	58.8	2.31	25.4	1.00
	HCP10-F-08S	3/4-16 UNF	30.0	1.18	58.1	2.29	23.8	0.94
12 (1/2)	HCP12-F-08G	1/2 BSPP	34.9	1.37	64.2	2.53	28.6	1.13
	HCP12-F-08N	1/2 NPTF	34.9	1.37	64.2	2.53	28.6	1.13
	HCP12-F-08S	3/4-16 UNF	34.9	1.37	64.4	2.54	28.6	1.13
	HCP12-F-10S	7/8-14 UNF	34.9	1.37	64.7	2.55	28.6	1.13
	HCP12-F-12G	3/4 BSPP	34.9	1.37	64.9	2.56	33.3	1.31
	HCP12-F-12N	3/4 NPTF	34.9	1.37	66.1	2.60	31.8	1.25
	HCP12-F-12S	1 1/16-12 UN	34.9	1.37	66.7	2.63	33.3	1.31



HCP MALE COUPLING

Body Size	Part Number	Thread Size	D2		L2		A/F	
			mm	inch	mm	inch	mm	inch
06 (1/4)	HCP06-M-06S	9/16-18 UNF	16.1	0.64	84.7	3.34	27.9	1.06
10 (3/8)	HCP10-M-06G	3/8 BSPP	19.7	0.78	87.0	3.43	30.0	1.18
	HCP10-M-06N	3/8 NPTF	19.7	0.78	87.0	3.43	30.0	1.18
	HCP10-M-06S	9/16-18 UNF	19.7	0.78	87.0	3.43	30.0	1.18
	HCP10-M-08G	1/2 BSPP	19.7	0.78	87.0	3.43	30.0	1.18
	HCP10-M-08N	1/2 NPTF	19.7	0.78	87.0	3.43	30.0	1.18
	HCP10-M-08S	3/4-16 UNF	19.7	0.78	87.0	3.43	30.0	1.18
12 (1/2)	HCP12-M-08G	1/2 BSPP	24.5	0.97	98.0	3.86	41.0	1.61
	HCP12-M-08N	1/2 NPTF	24.5	0.97	98.0	3.86	41.0	1.61
	HCP12-M-08S	3/4-16 UNF	24.5	0.97	98.0	3.86	41.0	1.61
	HCP12-M-10S	7/8-14 UNF	24.5	0.97	98.0	3.86	41.0	1.61
	HCP12-M-12G	3/4 BSPP	24.5	0.97	104.0	4.09	41.0	1.61
	HCP12-M-12N	3/4 NPTF	24.5	0.97	104.0	4.09	41.0	1.61
	HCP12-M-12S	1 1/16-12 UN	24.5	0.97	104.0	4.09	41.0	1.61
19 (3/4)	HCP19-M-12G	3/4 BSPP	29.9	1.18	114.0	4.49	46.0	1.81
	HCP19-M-12N	3/4 NPTF	29.9	1.18	114.0	4.49	46.0	1.81
	HCP19-M-12S	1 1/16 UN	29.9	1.18	114.0	4.49	46.0	1.81
	HCP19-M-16G	1 BSPP	29.9	1.18	114.0	4.49	46.0	1.81
	HCP19-M-16N	1 NPTF	29.9	1.18	114.0	4.49	46.0	1.81
	HCP19-M-16S	1 5/16-12 UN	29.9	1.18	114.0	4.49	46.0	1.81

For all other configurations or thread types please contact the sales office.