



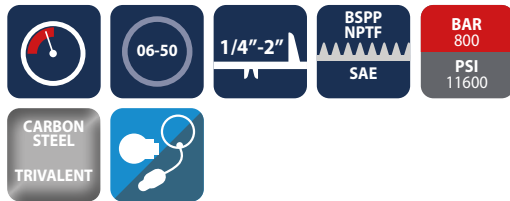
# High pressure heavy duty screw to connect couplings

## PTC Series



### INTRODUCTION

Holmbury's PTC Series screw to connect couplings are designed for heavy duty applications involving very high pressures and severe pressure pulse conditions.



### CONSTRUCTION

- Carbon steel with trivalent plating
- Fitted with Nitrile seals
- Also available in AISI 316 stainless steel (See PTS Series)

### FEATURES

- Screw to connect design eliminates brinelling
- Can be connected with up to 50 bar (735 psi) residual pressure in the hydraulic circuit
- Bidirectional flow

### ACCESSORIES

- Dust caps, plugs and seal kits are available for the PTC Series

### SPECIFICATIONS

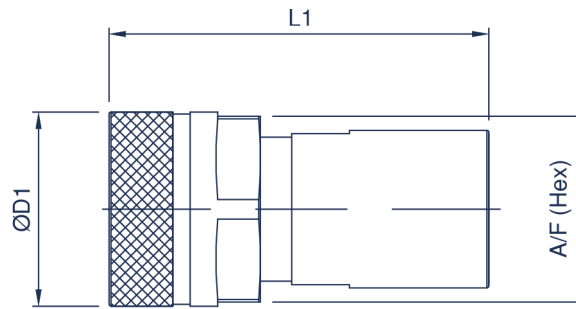
- Operating temperatures (With Nitrile seals): -40°C (-40°F) to 106°C (223°F)

### APPLICATIONS

- Hydraulic jacks
- Hydraulic hammers
- Construction plant
- Mobile equipment
- Demolition
- Agricultural industries

### PTC PERFORMANCE CHARACTERISTICS

Body Size	PTC06	PTC10	PTC12	PTC19	PTC25	PTC32	PTC40	PTC50
	Pressure in bar - Flow in LPM							
	Pressure in PSI - Flow in GPM							
Maximum working pressure (Coupled)	800 11600	750 10875	750 10875	700 10150	550 7975	550 7975	400 5800	350 5075
Burst pressure (Coupled)	2500 36250	2350 34075	2180 31610	2140 31030	1960 28420	2000 29000	1480 21460	1020 14790
Burst pressure (Male)	2400 34800	2850 41325	2400 34800	2120 30740	1580 22910	1780 25910	1180 17110	1300 18850
Burst pressure (Female)	2400 34800	2450 35525	2180 31610	2300 33350	2220 32190	1780 25810	1290 18705	1300 18850
Rated flow	3 0.8	23 6.1	45 12	106 28	189 50	288 76	379 100	757 200



## PTC FEMALE COUPLING

Body Size	Part Number	Thread Size	D1		L1		A/F	
			mm	inch	mm	inch	mm	inch
06 (1/4)	PTC06-F-04G	1/4 BSPP	30.0	1.18	61.5	2.42	27.0	1.06
	PTC06-F-04N	1/4 NPTF	30.0	1.18	61.5	2.42	27.0	1.06
	PTC06-F-06S	9/16-18 UNF	30.0	1.18	61.5	2.42	27.0	1.06
10 (3/8)	PTC10-F-06G	3/8 BSPP	39.0	1.54	69.0	2.72	36.0	1.42
	PTC10-F-06N	3/8 NPTF	39.0	1.54	69.0	2.72	36.0	1.42
	PTC10-F-06S	9/16-18 UNF	39.0	1.54	69.0	2.72	36.0	1.42
12 (1/2)	PTC12-F-08G	1/2 BSPP	44.0	1.73	79.0	3.11	41.0	1.61
	PTC12-F-08N	1/2 NPTF	44.0	1.73	79.0	3.11	41.0	1.61
	PTC12-F-08S	3/4-16 UNF	44.0	1.73	79.0	3.11	41.0	1.61
19 (3/4)	PTC19-F-12G	3/4 BSPP	54.0	2.13	97.5	3.84	50.0	1.97
	PTC19-F-12N	3/4 NPTF	54.0	2.13	97.5	3.84	50.0	1.97
	PTC19-F-12S	1 1/16-12 UN	54.0	2.13	97.5	3.84	50.0	1.97
25 (1)	PTC25-F-16G	1 BSPP	59.0	2.32	112.5	4.43	54.5	2.15
	PTC25-F-16N	1 NPTF	59.0	2.32	112.5	4.43	54.5	2.15
	PTC25-F-16S	1 5/16-12 UN	59.0	2.32	112.5	4.43	54.5	2.15
32 (1 1/4)	PTC32-F-20G	1 1/4 BSPP	80.0	3.15	139.5	5.49	74.5	2.93
	PTC32-F-20N	1 1/4 NPTF	80.0	3.15	139.5	5.49	74.5	2.93
	PTC32-F-20S	1 5/8-12 UN	80.0	3.15	139.5	5.49	74.5	2.93
40 (1 1/2)	PTC40-F-24G	1 1/2 BSPP	98.0	3.86	172.0	6.77	90.0	3.54
	PTC40-F-24N	1 1/2 NPTF	98.0	3.86	172.0	6.77	90.0	3.54
	PTC40-F-24S	1 7/8-12 UN	98.0	3.86	172.0	6.77	90.0	3.54
50 (2)	PTC50-F-32G	2 BSPP	127.5	5.02	160.0	6.30	123.0	4.84
	PTC50-F-32N	2 NPTF	127.5	5.02	160.0	6.30	123.0	4.84
	PTC50-F-32S	2 1/2-12 UN	127.5	5.02	160.0	6.30	123.0	4.84

For all other configurations or thread types please contact the sales office.

### CAPS/PLUGS ACCESSORIES

FEMALE PLUGS	MALE CAPS
PTC06-F-PLUG	PTC06-M-CAP
PTC10-F-PLUG	PTC10-M-CAP
PTC12-F-PLUG	PTC12-M-CAP
PTC19-F-PLUG	PTC19-M-CAP
PTC25-F-PLUG	PTC25-M-CAP

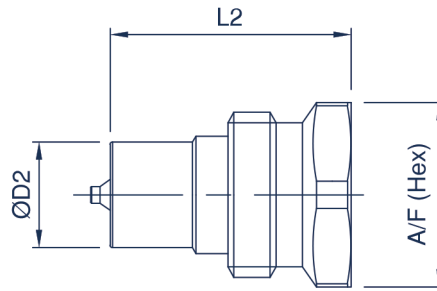
Standard material is aluminium

### SEAL KITS

- PTC06-F-SEAL KIT
- PTC10-F-SEAL KIT
- PTC12-F-SEAL KIT
- PTC19-F-SEAL KIT
- PTC25-F-SEAL KIT
- PTC32-F-SEAL KIT
- PTC40-F-SEAL KIT
- PTC50-F-SEAL KIT



## High pressure heavy duty screw to connect couplings



### PTC MALE COUPLING

Body Size	Part Number	Thread Size	D2		L2		A/F	
			mm	inch	mm	inch	mm	inch
06 (1/4)	PTC06-M-04G	1/4 BSPP	14.2	0.56	43.0	1.69	25.0	0.98
	PTC06-M-04N	1/4 NPTF	14.2	0.56	43.0	1.69	25.0	0.98
	PTC06-M-06S	9/16-18 UNF	14.2	0.56	43.0	1.69	25.0	0.98
10 (3/8)	PTC10-M-06G	3/8 BSPP	19.0	0.75	48.5	1.91	32.0	1.26
	PTC10-M-06N	3/8 NPTF	19.0	0.75	48.5	1.91	32.0	1.26
	PTC10-M-06S	9/16-18 UNF	19.0	0.75	48.5	1.91	32.0	1.26
12 (1/2)	PTC12-M-08G	1/2 BSPP	20.5	0.81	53.0	2.09	34.0	1.34
	PTC12-M-08N	1/2 NPTF	20.5	0.81	53.0	2.09	34.0	1.34
	PTC12-M-08S	3/4-16 UNF	20.5	0.81	53.0	2.09	34.0	1.34
19 (3/4)	PTC19-M-12G	3/4 BSPP	28.0	1.10	63.0	2.48	46.0	1.81
	PTC19-M-12N	3/4 NPTF	28.0	1.10	63.0	2.48	46.0	1.81
	PTC19-M-12S	1 1/16-12 UN	28.0	1.10	63.0	2.48	46.0	1.81
25 (1)	PTC25-M-16G	1 BSPP	31.3	1.23	72.5	2.85	50.0	1.97
	PTC25-M-16N	1 NPTF	31.3	1.23	72.5	2.85	50.0	1.97
	PTC25-M-16S	1 5/16-12 UN	31.3	1.23	72.5	2.85	50.0	1.97
32 (1 1/4)	PTC32-M-20G	1 1/4 BSPP	44.0	1.73	86.0	3.39	65.0	2.56
	PTC32-M-20N	1 1/4 NPTF	44.0	1.73	86.0	3.39	65.0	2.56
	PTC32-M-20S	1 5/8-12 UN	44.0	1.73	86.0	3.39	65.0	2.56
40 (1 1/2)	PTC40-M-24G	1 1/2 BSPP	53.5	2.11	95.0	3.74	80.0	3.15
	PTC40-M-24N	1 1/2 NPTF	53.5	2.11	95.0	3.74	80.0	3.15
	PTC40-M-24S	1 7/8-12 UN	53.5	2.11	95.0	3.74	80.0	3.15
50 (2)	PTC50-M-32G	2 BSPP	82.0	3.23	118.5	4.67	110.0	4.33
	PTC50-M-32N	2 NPTF	82.0	3.23	118.5	4.67	110.0	4.33
	PTC50-M-32S	2 1/2-12 UN	82.0	3.23	118.5	4.67	110.0	4.33

Carbon steel standard, for stainless steel change PTC to PTS.

For all other configurations or thread types please contact the sales office.