





# ISO B couplings made to the ISO 7241:2014 Series B Standard

## IB, IBZ Series



### INTRODUCTION

Holmbury's IB Series ISO B couplings are the ideal choice where a tough, durable product of superior quality is required. They are perfectly suited to agricultural and industrial applications.



### CONSTRUCTION

- Carbon steel with trivalent plating (Zinc nickel plating available)
- Fitted with Nitrile seals (Viton seals available)
- Also available in AISI 316 stainless steel (See IBS Series)
- Also available in brass (See IBB Series)

### FEATURES

- Optional zinc nickel plating provides corrosion resistance (1200 hours with no red rust in salt spray tests)
- Poppet valves have balanced springs
- Locking ball system allows quick connection
- Bidirectional flow

### ACCESSORIES

- Dust caps, plugs and seal kits are available for the IB Series

### SPECIFICATIONS

- Operating temperatures (with Nitrile seals): -40°C (-40°F) to 106°C (223°F), (with Viton seals): -20°C (-4°F) to 200°C (392°F)

### APPLICATIONS

- Agricultural
- Mobile
- Construction
- General hydraulics

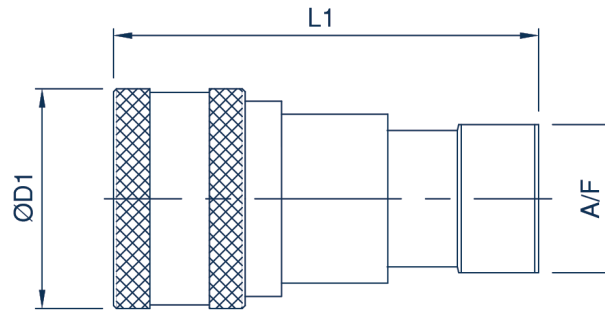
### IB, IBZ PERFORMANCE CHARACTERISTICS

Body Size	IB04	IB06	IB10	IB12	IB19	IB25	IB40	IB50
	Pressure in bar - Flow in LPM							
	Pressure in PSI - Flow in GPM							
Maximum working pressure (Coupled)	500	400	350	300	300	280	170	100
	7250	5800	5075	4350	4350	4060	2465	1450
Burst pressure (Coupled)	2300	1750	1500	1320	1200	1150	700	500
	33350	25375	21750	19140	17400	16675	10150	7250
Burst pressure (Male)	1900	1700	1500	1350	1300	1060	750	600
	27550	24650	21750	19575	18850	15370	10875	8700
Burst pressure (Female)	1950	1800	1550	1400	1350	1100	800	700
	28275	26100	22475	20300	19575	15950	11600	10150
Rated flow	3	12	23	45	106	189	375	560
	0.8	3.2	6	12	28	50	99.1	148

### CAPS/PLUGS ACCESSORIES

FEMALE PLUGS	MALE CAPS
IB06-F-PLUG	IB06-M-CAP
IB10-F-PLUG	IB10-M-CAP
IB12-F-PLUG	IB12-M-CAP
IB19-F-PLUG	IB19-M-CAP
IB25-F-PLUG	IB25-M-CAP

Standard colour is red pvc, other colours available upon request



## IB, IBZ FEMALE COUPLING

Body Size	Part Number	Thread Size	D1		L1		A/F	
			mm	inch	mm	inch	mm	inch
04 (1/8)	IB04-F-02G	1/8 BSPP	24.0	0.94	48.0	1.89	14.0	0.55
	IB04-F-02N	1/8 NPTF	24.0	0.94	48.0	1.89	14.0	0.55
	IB04-F-04S	7/16-20 UNF	24.0	0.94	48.0	1.89	14.0	0.55
06 (1/4)	IB06-F-04G	1/4 BSPP	28.5	1.12	58.0	2.28	19.0	0.75
	IB06-F-04N	1/4 NPTF	28.5	1.12	58.0	2.28	19.0	0.75
	IB06-F-06S	9/16-18 UNF	28.5	1.12	58.0	2.28	19.0	0.75
10 (3/8)	IB10-F-06G	3/8 BSPP	35.0	1.38	65.0	2.56	24.0	0.95
	IB10-F-06N	3/8 NPTF	35.0	1.38	65.0	2.56	24.0	0.95
	IB10-F-06S	9/16-18 UNF	35.0	1.38	65.0	2.56	24.0	0.95
	IB10-F-08S	3/4-16 UN	35.0	1.38	69.0	2.72	24.0	0.95
12 (1/2)	IB12-F-08G	1/2 BSPP	44.5	1.75	74.0	2.91	28.5	1.12
	IB12-F-08N	1/2 NPTF	44.5	1.75	74.0	2.91	28.5	1.12
	IB12-F-08S	3/4-16 UNF	44.5	1.75	74.0	2.91	28.5	1.12
	IB12-F-10S	7/8-14 UNF	44.5	1.75	74.0	2.91	28.5	1.12
19 (3/4)	IB19-F-12G	3/4 BSPP	54.0	2.13	92.0	3.62	36.0	1.42
	IB19-F-12N	3/4 NPTF	54.0	2.13	92.0	3.62	36.0	1.42
	IB19-F-12S	1 1/16-12 UN	54.0	2.13	92.0	3.62	36.0	1.42
25 (1)	IB25-F-16G	1 BSPP	64.0	2.52	103.0	4.06	41.0	1.61
	IB25-F-16N	1 NPTF	64.0	2.52	103.0	4.06	41.0	1.61
	IB25-F-16S	1 5/16-12 UN	64.0	2.52	103.0	4.06	41.0	1.61
40 (1 1/2)	IB40-F-20G	1 1/4 BSPP	73.5	2.89	124.0	4.88	65.0	2.56
	IB40-F-20N	1 1/4 NPTF	73.5	2.89	124.0	4.88	65.0	2.56
	IB40-F-24G	1 1/2 BSPP	73.5	2.89	124.0	4.88	65.0	2.56
	IB40-F-24N	1 1/2 NPT	73.5	2.89	124.0	4.88	65.0	2.56
50 (2)	IB50-F-32G	2 BSPP	101.0	3.98	141.5	5.57	90.0	3.54
	IB50-F-32N	2 NPTF	101.0	3.98	141.5	5.57	90.0	3.54

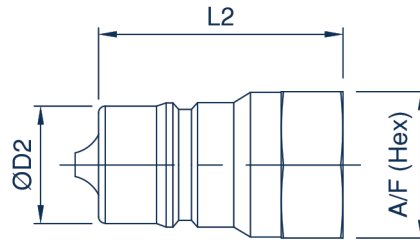
## SEAL KITS

- IB04-F-SEAL KIT
- IB06-F-SEAL KIT
- IB10-F-SEAL KIT
- IB12-F-SEAL KIT
- IB19-F-SEAL KIT
- IB25-F-SEAL KIT
- IB40-F-SEAL KIT
- IB50-F-SEAL KIT

For all other configurations or thread types please contact the sales office.



## ISO B couplings made to the ISO 7241:2014 Series B Standard



### IB, IBZ MALE COUPLING

Body Size	Part Number	Thread Size	D2		L2		A/F	
			mm	inch	mm	inch	mm	inch
04 (1/8)	IB04-M-02G	1/8 BSPP	10.9	0.43	29.0	1.14	17.0	0.67
	IB04-M-02N	1/8 NPTF	10.9	0.43	29.0	1.14	17.0	0.67
	IB04-M-04S	7/16-20 UNF	10.9	0.43	29.0	1.14	17.0	0.67
06 (1/4)	IB06-M-04G	1/4 BSPP	14.2	0.56	36.0	1.42	19.0	0.75
	IB06-M-04N	1/4 NPTF	14.2	0.56	36.0	1.42	19.0	0.75
	IB06-M-06S	9/16-18 UNF	14.2	0.56	36.0	1.42	19.0	0.75
10 (3/8)	IB10-M-06G	3/8 BSPP	19.1	0.75	40.0	1.57	24.0	0.95
	IB10-M-06N	3/8 NPTF	19.1	0.75	40.0	1.57	24.0	0.95
	IB10-M-06S	9/16-18 UNF	19.1	0.75	40.0	1.57	24.0	0.95
	IB10-M-08S	3/4-16 UN	19.1	0.75	44.0	1.73	24.0	0.95
12 (1/2)	IB12-M-08G	1/2 BSPP	23.5	0.93	46.5	1.83	28.5	1.12
	IB12-M-08N	1/2 NPTF	23.5	0.93	46.5	1.83	28.5	1.12
	IB12-M-08S	3/4-16 UNF	23.5	0.93	46.5	1.83	28.5	1.12
	IB12-M-10S	7/8-14 UNF	23.5	0.93	46.5	1.83	28.5	1.12
19 (3/4)	IB19-M-12G	3/4 BSPP	31.4	1.24	56.0	2.20	36.0	1.42
	IB19-M-12N	3/4 NPTF	31.4	1.24	56.0	2.20	36.0	1.42
	IB19-M-12S	1 1/16-12 UN	31.4	1.24	56.0	2.20	36.0	1.42
25 (1)	IB25-M-16G	1 BSPP	37.8	1.49	63.0	2.48	41.0	1.61
	IB25-M-16N	1 NPTF	37.8	1.49	63.0	2.48	41.0	1.61
	IB25-M-16S	1 5/16-12 UN	37.8	1.49	63.0	2.48	41.0	1.61
40 (1 1/2)	IB40-M-20G	1 1/4 BSPP	44.5	1.75	122.0	4.80	65.0	2.56
	IB40-M-20N	1 1/4 NPTF	44.5	1.75	122.0	4.80	65.0	2.56
	IB40-M-24G	1 1/2 BSPP	44.5	1.75	122.0	4.80	65.0	2.56
	IB40-M-24N	1 1/2 NPTF	44.5	1.75	122.0	4.80	65.0	2.56
50 (2)	IB50-M-32G	2 BSPP	63.2	2.49	139.2	5.48	90.0	3.54
	IB50-M-32N	2 NPTF	63.2	2.49	139.2	5.48	90.0	3.54

For all other configurations or thread types please contact the sales office.